

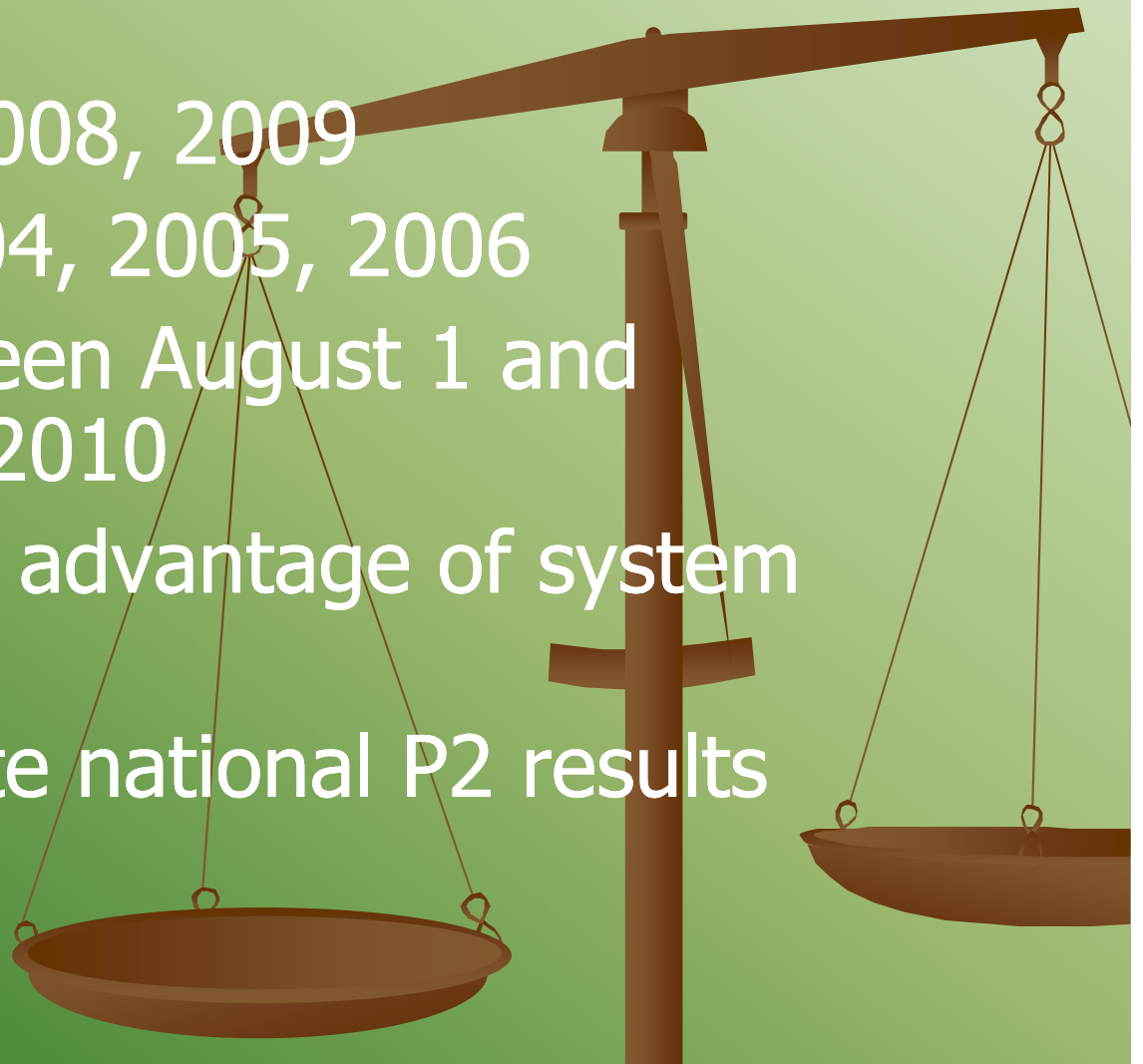
NPPR/P2Rx Call for Data

P2 Results Data System

Partners in Continuous Improvement

NPPR/P2Rx Call for Data

- Call for 2007, 2008, 2009
- Original call 2004, 2005, 2006
- Collecting between August 1 and September 30, 2010
- Delayed to take advantage of system enhancements
- Used to generate national P2 results report



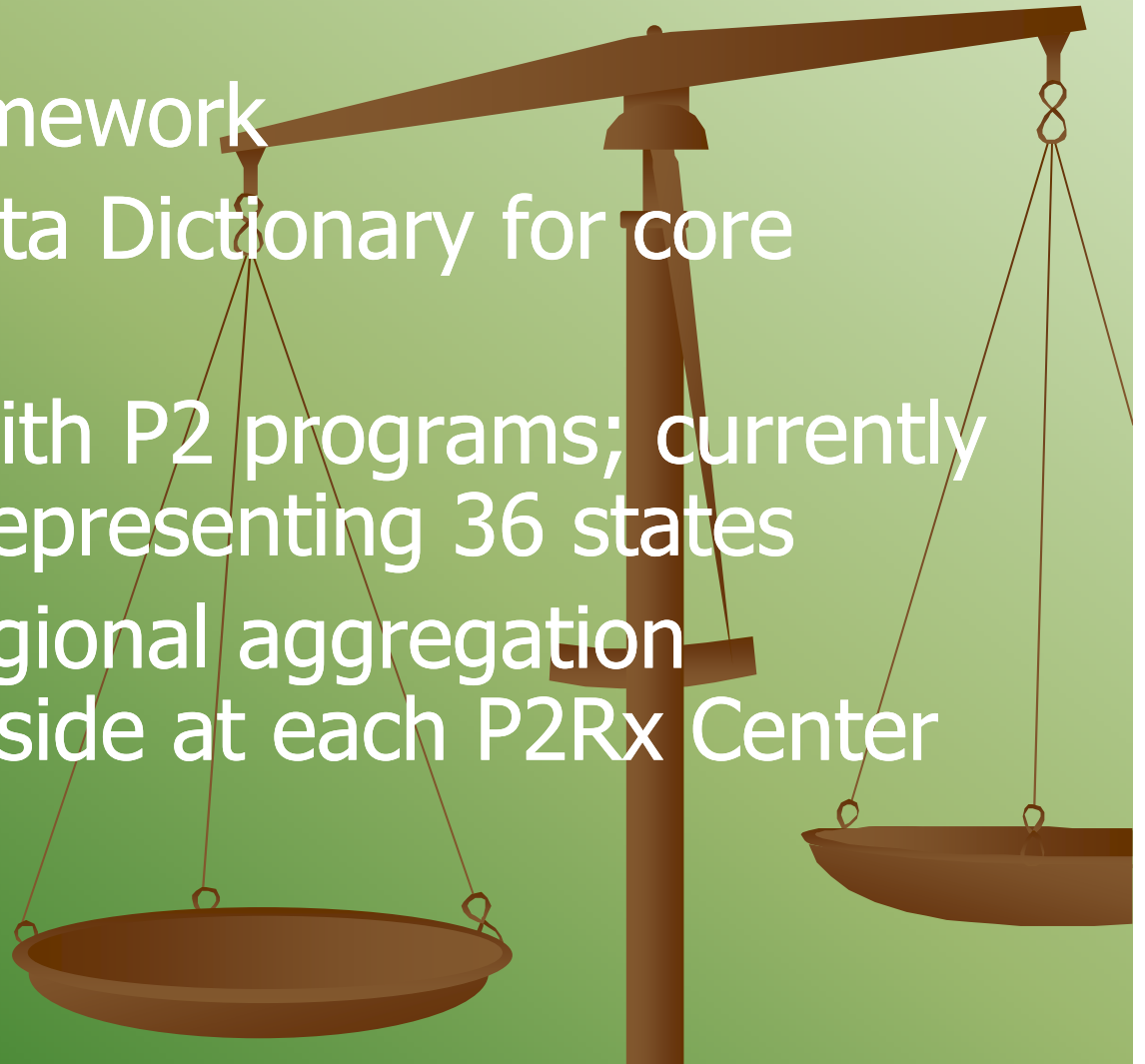
P2 Results Task Force

- NPPR and P2Rx
- Includes representatives from states in each EPA Region as well as EPA HQ, P2Rx Centers, NPPR and some Regional Offices
- Have been meeting for more than 6 years
- Focus on developing core national P2 metrics, data aggregation tools, reporting results, and telling the success story



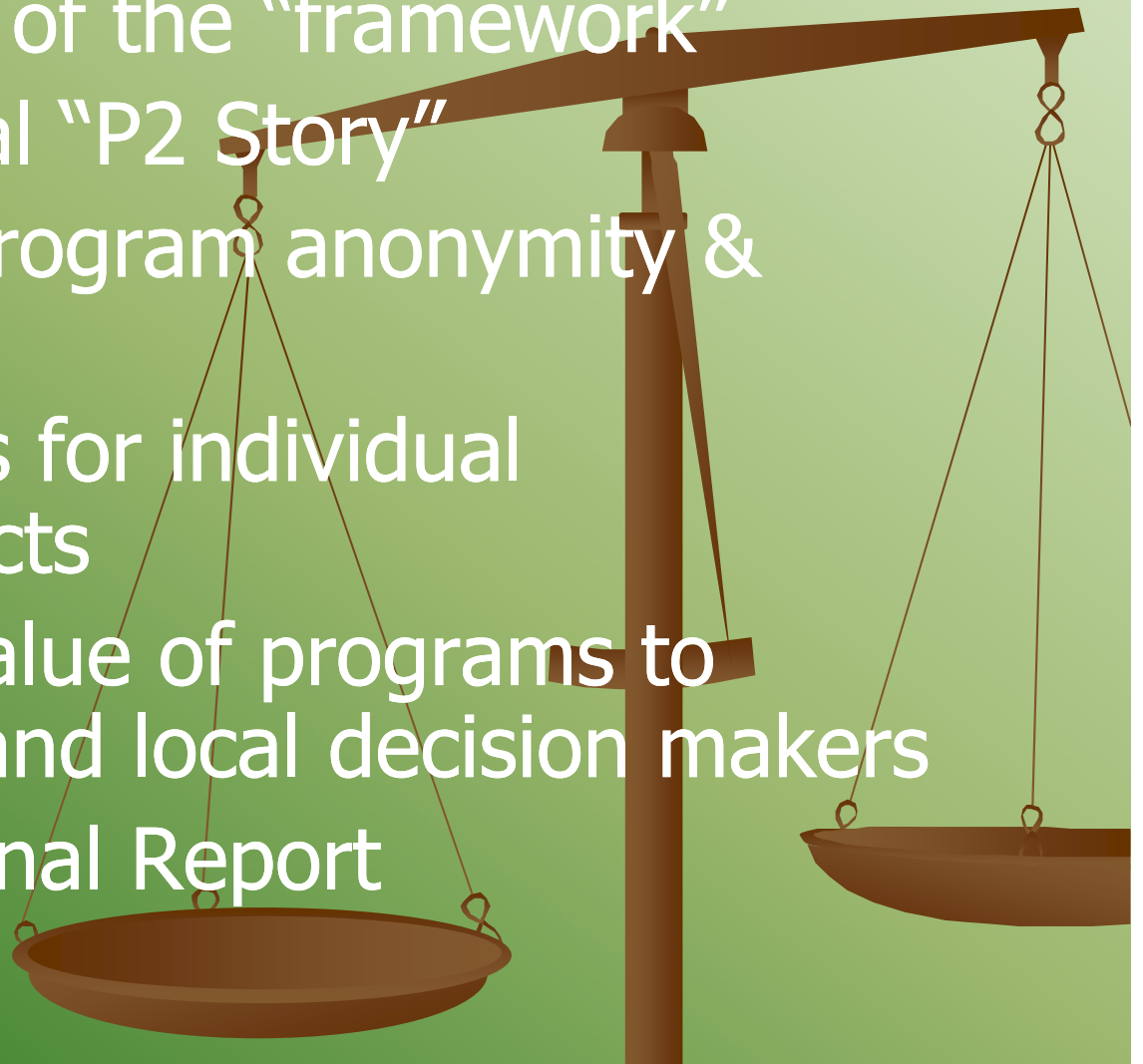
Task Force Accomplishments

- Designed a Framework
- Developed a Data Dictionary for core metrics
- Develop MOA with P2 programs; currently 48 signatories representing 36 states
- Programmed regional aggregation modules that reside at each P2Rx Center



Regional Aggregation Modules

- Key component of the “framework”
- Tell the Regional “P2 Story”
- Provides local program anonymity & control
- Provides reports for individual programs/projects
- Helps sell the value of programs to regional, state and local decision makers
- Feeds the National Report



Purpose

- Help sell the economic and environmental value of P2 and consequently..... YOUR program
- Promotes new opportunities and connection with clients
- Help policy makers assess P2 efforts and determine funding
- Provide EPA output and outcome data regarding P2 efforts



NEIEN Project

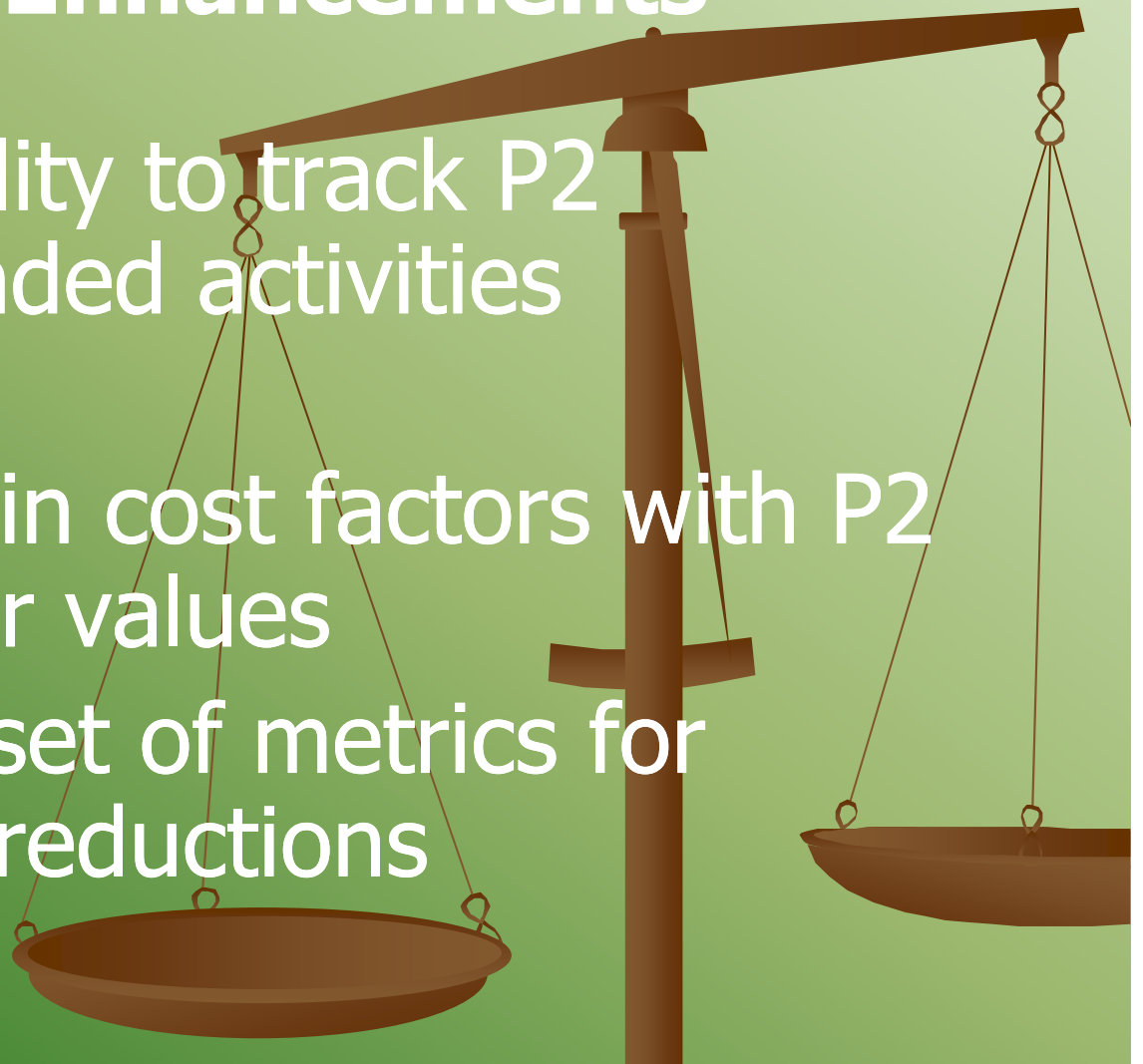
Partners

- Colorado Department of Public Health and Environment (CDPHE) – past grantee
 - Michigan Department of Environmental Quality (MDEQ) – current grantee
 - Washington State Department of Ecology (WDOE) – new grantee
 - Pollution Prevention Resource Exchange (P₂Rx)
 - National Pollution Prevention Roundtable (NPPR)
- 

NEIEN Project

Recent Enhancements

- Added the ability to track P2 Grant/SRA funded activities separately
- Updated built in cost factors with P2 Cost Calculator values
- Added a new set of metrics for tracking GHG reductions



Measurement Project ▶ Step 2 of 5

Important Instructions :

The titles in **bold font** are required fields. Project name is not a required field; however, it may be used (in the next version of this site) to create customized agency reports. Other optional fields exist to provide future views of information by activity or sector.

Agent / Organization:

Region 1 TEST

Project Name:

State in Which Project/Activity Took Place: ?

- Massachusetts
 Region 1

This is an EPA grant-funded project/activity:

- NO
 YES

Grant Title:

Grant Number:

Grant Amount:

Grant Description: ?

Measurement Project ▶ Step 3 of 5

Important Instructions :

Place a check in each box you have data for. Only those boxes you check will appear on the data collection screen.

Activity Measures (Level 1) ?	Behavioral Results (Level 2) ?	Outcome Measures (Level 3) ?
<input type="checkbox"/> Leadership Programs	Suggestions <input type="checkbox"/> Clients Reporting increased Awareness and Understanding of P2 Opportunities	_____ <input type="checkbox"/> Water Use <input type="checkbox"/> Water Pollution (includes point sources, nonpoint sources, and stormwater) BOD/COD Toxics Nutrients TSS Contaminants in stormwater & pathogens <input type="checkbox"/> Greenhouse Gases CO2 NOx Methane Fluoroform (HFC-23) Pentafluoroethane (HFC-125) 1,1,1,2-Tetrafluoroethane (HFC-134a) 1,1,1-trifluoroethane (HFC-143a) 1,1-Difluoroethane (HFC-152a) 1,1,1,2,3,3,3-Heptafluoropropane (HFC-227ea) 1,1,1,3,3,3-Hexafluoropropane (HFC-236fa) Perfluoromethane Perfluoroethane Sulfur Hexafluoride

Outcome Measures (Level 3) ?

Greenhouse Gases (Definition)

CO2	<input type="text" value="0"/>	Pounds/Year (Air Emissions Reduced)
NOx	<input type="text" value="0"/>	Pounds/Year (Air Emissions Reduced)
Methane	<input type="text" value="0"/>	Pounds/Year (Air Emissions Reduced)
Fluoroform (HFC-23)	<input type="text" value="0"/>	Pounds/Year (Air Emissions Reduced)
Pentafluoroethane (HFC-125)	<input type="text" value="0"/>	Pounds/Year (Air Emissions Reduced)
1,1,1,2-Tetrafluoroethane (HFC-134a)	<input type="text" value="0"/>	Pounds/Year (Air Emissions Reduced)
1,1,1-trifluoroethane (HFC-143a)	<input type="text" value="0"/>	Pounds/Year (Air Emissions Reduced)
1,1-Difluoroethane (HFC-152a)	<input type="text" value="0"/>	Pounds/Year (Air Emissions Reduced)
1,1,1,2,3,3,3-Heptafluoropropane (HFC-227ea)	<input type="text" value="0"/>	Pounds/Year (Air Emissions Reduced)
1,1,1,3,3,3-Hexafluoropropane (HFC-236fa)	<input type="text" value="0"/>	Pounds/Year (Air Emissions Reduced)
Perfluoromethane	<input type="text" value="0"/>	Pounds/Year (Air Emissions Reduced)
Perfluoroethane	<input type="text" value="0"/>	Pounds/Year (Air Emissions Reduced)
Sulfur Hexafluoride	<input type="text" value="0"/>	Pounds/Year (Air Emissions Reduced)

Initial Cost Dollars

Description

Project Information

Project Name

Coordinator Webinar

Data Entered By

Andy Bray

Project Duration

09/01/2009 - 09/30/2010

Grant Number and Title

XYZ123 - MI NEIEN

Grant Amount

\$100,000

Grant Description

Further enhancements to the P2 Results Data System.

Activity Measures (Level 1) ?

There are no activity measures to report.

Behavioral Changes (Level 2) ?

There are no behavioral changes to measure.

Outcome Measures (Level 3) ?

Greenhouse Gases (Definition)

CO2	10,000 Pounds/Year (Air Emissions Reduced)
NOx	1,000 Pounds/Year (Air Emissions Reduced) Equivalent to 296,000 pounds of CO2
Methane	100 Pounds/Year (Air Emissions Reduced) Equivalent to 2,300 pounds of CO2
Fluoroform (HFC-23)	10 Pounds/Year (Air Emissions Reduced) Equivalent to 120,000 pounds of CO2
Sulfur Hexafluoride	1 Pounds/Year (Air Emissions Reduced) Equivalent to 22,200 pounds of CO2
Total CO2 Equivalent	440,500 pounds
Initial Cost	\$0.00
Savings	\$19.00

[Send Feedback](#) | [Email this page](#) | [Print this page](#)

Home	Enter Data	Highlights	View Reports	About the Project	More on Project
----------------------	----------------------------	----------------------------	------------------------------	-----------------------------------	---------------------------------

Report Menu > [Region 1 Report](#) | [Region 2 Report](#) | [P2 Program Report](#) | [By Date Report](#)

Welcome Region 1 TEST! IF not Region 1 TEST [Please LogOut](#)

[P2 Program Admin Screen](#)

Measurement Project ▶ Region 1 Report

View: [Grant-funded only](#) | [Non grant-funded only](#) | [Both](#)

Jump Directly to: [Activities Measures](#) || [Behavioral Changes](#) || [Outcome Measures](#)

Questions?

Contact:

Terri Goldberg

tgoldberg@newmoa.org

617-367-8558 ext. 302

Andy Bray

abray@newmoa.org

617-367-8558 ext 306

Ken Grimm

kgrimm@pprc.org

206-352-2050

